

cc: J. Cooper ✓
A. Renzetti ✓
C. Wong ✓

425 Bloor Street East, Suite 201
Toronto, ON M4W 3R4
Tel: 416 921-7453 • Fax: 416 921-0117
Toll Free: 1 866 383-5446
www.torontocentrallhin.on.ca

July 11, 2017

RECEIVED JUL 14 2017

Mrs. Anne-Marie Malek
President and Chief Executive Officer
West Park Healthcare Centre
82 Buttonwood Ave
Toronto, ON M6M 2J5

Dear Mrs. Malek,

Please find enclosed the fully executed 2017-18 Hospital Service Accountability Agreement (HSAA) Amending Agreement.

Thank you for your participation in the HSAA process. If you have any follow up questions please do not hesitate to contact me at 416-969-4923 or Nancy.Kraetschmer@tc.lhins.on.ca.

Sincerely,



Nancy Kraetschmer
Senior Consultant, Performance Management
Toronto Central LHIN

Cc: Jay Cooper, Chief Financial Officer, West Park Healthcare Centre

Enc.

H-SAA AMENDING AGREEMENT



THIS AMENDING AGREEMENT (the "Agreement") is made as of the 1st day of April, 2017

B E T W E E N:

TORONTO CENTRAL LOCAL HEALTH INTEGRATION NETWORK (the "LHIN")

AND

WEST PARK HEALTHCARE CENTRE (the "Hospital")

WHEREAS the LHIN and the Hospital (together the "Parties") entered into a hospital service accountability agreement that took effect April 1, 2008 (the "H-SAA");

AND WHEREAS pursuant to various amending agreements the term of the H-SAA has been extended to March 31, 2017;

AND WHEREAS the LHIN and the Hospital have agreed to extend the H-SAA for a further twelve month period to permit the LHIN and the Hospital to continue to work toward a new multi-year hospital service accountability agreement;

NOW THEREFORE in consideration of mutual promises and agreements contained in this Agreement and other good and valuable consideration, the parties agree as follows:

1.0 Definitions. Except as otherwise defined in this Agreement, all terms shall have the meaning ascribed to them in the H-SAA. References in this Agreement to the H-SAA mean the H-SAA as amended and extended.

2.0 Amendments.

2.1 Agreed Amendments. The H-SAA is amended as set out in this Article 2.

2.2 Amended Definitions.

(a) The following terms have the following meanings.

"Schedule" means any one of, and **"Schedules"** means any two or more as the context requires, of the Schedules appended to this Agreement, including the following:

Schedule A: Funding Allocation

Schedule B: Reporting

Schedule C: Indicators and Volumes

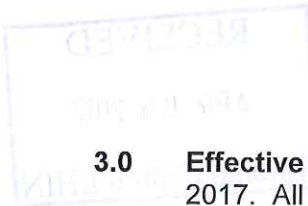
C.1. Performance Indicators

C.2. Service Volumes

C.3. LHIN Indicators and Volumes

C.4. PCOP Targeted Funding and Volumes


2.3 Term. This Agreement and the H-SAA will terminate on March 31, 2018.




- 3.0 Effective Date.** The amendments set out in Article 2 shall take effect on April 1, 2017. All other terms of the H-SAA shall remain in full force and effect.
- 4.0 Governing Law.** This Agreement and the rights, obligations and relations of the Parties will be governed by and construed in accordance with the laws of the Province of Ontario and the federal laws of Canada applicable therein.
- 5.0 Counterparts.** This Agreement may be executed in any number of counterparts, each of which will be deemed an original, but all of which together will constitute one and the same instrument.
- 6.0 Entire Agreement.** This Agreement constitutes the entire agreement between the Parties with respect to the subject matter contained in this Agreement and supersedes all prior oral or written representations and agreements.


IN WITNESS WHEREOF the Parties have executed this Agreement on the dates set out below.


TORONTO CENTRAL LOCAL HEALTH INTEGRATION NETWORK

By:  _____
 Dr. Vivek Goel, Chair Date July 5/17

And by: _____
 _____
 Susan Fitzpatrick, CEO Date July 24/17

WEST PARK HEALTHCARE CENTRE

By:  _____
 Warren Law, Chair Date March 30, 2017

And by: _____
 _____
 Anne-Marie Malek Date March 30, 2017
 President and Chief Executive Officer

Hospital Service Accountability Agreements 2017-2018

Facility #:	613
Hospital Name:	West Park Healthcare Centre
Hospital Legal Name:	West Park Healthcare Centre

2017-2018 Schedule A Funding Allocation

		2017-2018	
Section 1: FUNDING SUMMARY		[1] Estimated Funding Allocation	
LHIN FUNDING		[2] Base	
LHIN Global Allocation (Includes Sec. 3)		\$31,230,087	
Health System Funding Reform: HBAM Funding		\$25,678,118	
Health System Funding Reform: QBP Funding (Sec. 2)		\$169,853	
Post Construction Operating Plan (PCOP)		\$0	[2] Incremental/One-Time
Provincial Program Services ("PPS") (Sec. 4)		\$4,653,000	\$0
Other Non-HSFR Funding (Sec. 5)		\$1,330,588	\$0
Sub-Total LHIN Funding		\$63,061,646	\$0
NON-LHIN FUNDING		[2] Base	
[3] Cancer Care Ontario and the Ontario Renal Network		\$0	
Recoveries and Misc. Revenue		\$4,084,286	
Amortization of Grants/Donations Equipment		\$266,978	
OHIP Revenue and Patient Revenue from Other Payors		\$1,246,123	
Differential & Copayment Revenue		\$2,119,807	
Sub-Total Non-LHIN Funding		\$7,717,194	
Total 17/18 Estimated Funding Allocation (All Sources)		\$70,778,840	\$0
Section 2: HSFR - Quality-Based Procedures		Volume	[4] Allocation
Rehabilitation Inpatient Primary Unilateral Hip Replacement		0	\$0
Acute Inpatient Primary Unilateral Hip Replacement		0	\$0
Rehabilitation Inpatient Primary Unilateral Knee Replacement		0	\$0
Acute Inpatient Primary Unilateral Knee Replacement		0	\$0
Acute Inpatient Hip Fracture		0	\$0
Knee Arthroscopy		0	\$0
Elective Hips - Outpatient Rehab for Primary Hip Replacement		84	\$52,752
Elective Knees - Outpatient Rehab for Primary Knee Replacement		159	\$88,086
Acute Inpatient Primary Bilateral Joint Replacement (Hip/Knee)		0	\$0
Rehab Inpatient Primary Bilateral Hip/Knee Replacement		8	\$29,015
Rehab Outpatient Primary Bilateral Hip/Knee Replacement		0	\$0
Acute Inpatient Congestive Heart Failure		0	\$0
Acute Inpatient Stroke Hemorrhage		0	\$0
Acute Inpatient Stroke Ischemic or Unspecified		0	\$0
Acute Inpatient Stroke Transient Ischemic Attack (TIA)		0	\$0
Acute Inpatient Non-Cardiac Vascular Aortic Aneurysm excluding Advanced Pathway		0	\$0
Acute Inpatient Non-Cardiac Vascular Lower Extremity Occlusive Disease		0	\$0
Unilateral Cataract Day Surgery		0	\$0
Inpatient Neonatal Jaundice (Hyperbilirubinemia)		0	\$0
Acute Inpatient Tonsillectomy		0	\$0
Acute Inpatient Chronic Obstructive Pulmonary Disease		0	\$0
Acute Inpatient Pneumonia		0	\$0
Non-Routine and Bilateral Cataract Day Surgery		0	\$0
Sub-Total Quality Based Procedure Funding		251	\$169,853

Hospital Service Accountability Agreements 2017-2018

Facility #:	613
Hospital Name:	West Park Healthcare Centre
Hospital Legal Name:	West Park Healthcare Centre

2017-2018 Schedule A Funding Allocation

Section 3: Wait Time Strategy Services ("WTS")		[2] Base	[2] Incremental/One-Time
General Surgery		\$0	
Pediatric Surgery		\$0	
Hip & Knee Replacement - Revisions		\$0	
Magnetic Resonance Imaging (MRI)		\$0	
Ontario Breast Screening Magnetic Resonance Imaging (OBSP MRI)		\$0	
Computed Tomography (CT)		\$0	
Other WTS Funding		\$0	
Other WTS Funding		\$0	
Other WTS Funding		\$0	
Other WTS Funding		\$0	
Other WTS Funding		\$0	
Other WTS Funding		\$0	
Other WTS Funding		\$0	
Sub-Total Wait Time Strategy Services Funding		\$0	
Section 4: Provincial Priority Program Services ("PPS")		[2] Base	[2] Incremental/One-Time
Cardiac Surgery		\$0	\$0
Other Cardiac Services		\$0	\$0
Organ Transplantation		\$0	\$0
Neurosciences		\$0	\$0
Infection Control Practitioners		\$40,000	\$0
Critical Care		\$4,613,000	\$0
Sub-Total Provincial Priority Program Services Funding		\$4,653,000	\$0
Section 5: Other Non-HSFR		[2] Base	[2] Incremental/One-Time
LHIN One-time payments		\$0	\$0
MOH One-time payments		\$0	\$0
LHIN/MOH Recoveries		\$1,442,788	
Other Revenue from MOHLTC		\$0	
Paymaster		(\$112,200)	
Sub-Total Other Non-HSFR Funding		\$1,330,588	\$0
Section 6: Other Funding <i>(Info. Only. Funding is already included in Sections 1-4 above)</i>		[2] Base	[2] Incremental/One-Time
Grant in Lieu of Taxes (Inc. in Global Funding Allocation Sec. 1)		\$0	\$34,725
[3] Ontario Renal Network Funding (Inc. in Cancer Care Ontario Funding Sec. 4)		\$0	\$0
Sub-Total Other Funding		\$0	\$34,725
* Targets for Year 3 of the agreement will be determined during the annual refresh process.			
[1] Estimated funding allocations.			
[2] Funding allocations are subject to change year over year.			
[3] Funding provided by Cancer Care Ontario, not the LHIN.			
[4] All QBP Funding is fully recoverable in accordance with Section 5.6 of the H-SAA. QBP Funding is not base funding for the purposes of the BOND policy.			

Hospital Service Accountability Agreements 2017-2018

Facility #: 613
 Hospital Name: West Park Healthcare Centre
 Hospital Legal Name: West Park Healthcare Centre

2017-2018 Schedule B: Reporting Requirements

		Due Date 2017-2018
1. MIS Trial Balance		
Q2 – April 01 to September 30		31 October 2017
Q3 – October 01 to December 31		31 January 2018
Q4 – January 01 to March 31		31 May 2018
2. Hospital Quarterly SRI Reports and Supplemental Reporting as Necessary		
Q2 – April 01 to September 30		07 November 2017
Q3 – October 01 to December 31		07 February 2018
Q4 – January 01 to March 31		7 June 2018
Year End		30 June 2018
3. Audited Financial Statements		
Fiscal Year		30 June 2018
4. French Language Services Report		
Fiscal Year		30 April 2018

Hospital Service Accountability Agreements 2017-2018

Facility #:	613
Hospital Name:	West Park Healthcare Centre
Hospital Legal Name:	West Park Healthcare Centre
Site Name:	TOTAL ENTITY

2017-2018 Schedule C1 Performance Indicators

Part I - PATIENT EXPERIENCE: Access, Effective, Safe, Person-Centered

*Performance Indicators	Measurement Unit	Performance Target	Performance Standard
		2017-2018	2017-2018
90th Percentile Emergency Department (ED) length of stay for Complex Patients	Hours		
90th percentile ED Length of Stay for Minor/Uncomplicated Patients	Hours		
Percent of Priority 2, 3 and 4 Cases Completed within Access Targets for Hip Replacements	Percent		
Percent of Priority 2, 3 and 4 Cases Completed within Access Targets for Knee Replacements	Percent		
Percent of Priority 2, 3 and 4 Cases Completed within Access Targets for MRI	Percent		
Percent of Priority 2, 3 and 4 Cases Completed within Access Targets for CT Scans	Percent		
Readmissions to Own Facility within 30 days for selected HBAM Inpatient Grouper (HIG) Conditions	Percent		
Rate of Hospital Acquired Clostridium Difficile Infections	Rate	0.00	<=0.10%

Explanatory Indicators

Explanatory Indicators	Measurement Unit
Percent of Stroke/TIA Patients Admitted to a Stroke Unit During Their Inpatient Stay	Percent
Hospital Standardized Mortality Ratio (HSMR)	Ratio
Rate of Ventilator-Associated Pneumonia	Rate
Central Line Infection Rate	Rate
Rate of Hospital Acquired Methicillin Resistant Staphylococcus Aureus Bacteremia	Rate
Percent of Priority 2, 3, and 4 cases completed within Access targets for Cardiac By-Pass Surgery	Percentage
Percent of Priority 2, 3, and 4 cases completed within Access targets for Cancer Surgery	Percentage
Percent of Priority 2, 3 and 4 Cases Completed within Access Targets for Cataract Surgery	Percentage

Hospital Service Accountability Agreements 2017-2018

Facility #:	613
Hospital Name:	West Park Healthcare Centre
Hospital Legal Name:	West Park Healthcare Centre
Site Name:	TOTAL ENTITY

2017-2018 Schedule C1 Performance Indicators

Part II - ORGANIZATION HEALTH - EFFICIENCY, APPROPRIATELY RESOURCED, EMPLOYEE EXPERIENCE, GOVERNANCE			
*Performance Indicators	Measurement Unit	Performance Target 2017-2018	Performance Standard 2017-2018
Current Ratio (Consolidated - All Sector Codes and fund types)	Ratio	0.80	0.8-2.0
Total Margin (Consolidated - All Sector Codes and fund types)	Percentage	0.00%	>=0.00%
Explanatory Indicators		Measurement Unit	
Total Margin (Hospital Sector Only)	Percentage		
Adjusted Working Funds/ Total Revenue %	Percentage		

Part III - SYSTEM PERSPECTIVE: Integration, Community Engagement, eHealth			
*Performance Indicators	Measurement Unit	Performance Target 2017-2018	Performance Standard 2017-2018
Alternate Level of Care (ALC) Rate	Percentage	1.04%	<=2.0%
Explanatory Indicators		Measurement Unit	
Percentage of Acute Alternate Level of Care (ALC) Days (Closed Cases)	Percentage		
Repeat Unscheduled Emergency Visits Within 30 Days For Mental Health Conditions (Methodology Updated)	Percentage		
Repeat Unscheduled Emergency Visits Within 30 Days For Substance Abuse Conditions (Methodology Updated)	Percentage		

Part IV - LHIN Specific Indicators and Performance targets: See Schedule C3	
Targets for future years of the Agreement will be set during the Annual Refresh process. *Refer to 2017-2018 H-SAA Indicator Technical Specification for further details.	

Hospital Service Accountability Agreements 2017-2018

Facility #:	613
Hospital Name:	West Park Healthcare Centre
Hospital Legal Name:	West Park Healthcare Centre

2017-2018 Schedule C2 Service Volumes

	Measurement Unit	Performance Target	Performance Standard
		2017-2018	2017-2018
Clinical Activity and Patient Services			
Ambulatory Care	Visits	12,780	>= 9,585
Complex Continuing Care	Weighted Patient Days	57,200	>= 52,624
Day Surgery	Weighted Cases		
Elderly Capital Assistance Program (ELDCAP)	Patient Days		
Emergency Department	Weighted Cases		
Emergency Department and Urgent Care	Visits		
Inpatient Mental Health	Patient Days		
Acute Rehabilitation Patient Days	Patient Days	38,187	>= 35,896
Acute Rehabilitation Weighted Cases	Weighted Cases	1,291	>= 1,162
Total Inpatient Acute	Weighted Cases		

2017-2018 Schedule C3: LHIN Local Indicators and Obligations

Facility #: 613

Hospital Legal Name: West Park Healthcare Centre

Toronto Central LHIN's Strategic Plan:

Support the implementation of Toronto Central LHIN's 2015-2018 Strategic Plan. In addition to the multiple initiatives underway related to the Toronto Central LHIN Strategic Plan, Toronto Central LHIN looks to its Health Service Providers (HSPs) for a commitment to the specific initiatives outlined below:

Toronto Central LHIN Sub Regions: Participate in the Toronto Central LHIN Local Collaboratives and in applicable endorsed initiatives, including the development of regional quality improvement activities and Quality Improvement Plans.

Primary Care: Continued support of the Toronto Central LHIN primary care strategy, including its associated priority projects:

- Attachment, Access and Continuity with Primary Care
- Access to Interprofessional Teams
- Quality and Timeliness of Discharge Plans
- Access to Specialists
- Secured Communications
- Health Links

Health Equity: Continue to actively support Toronto Central LHIN Health Equity initiatives through:

- Support approaches to service planning and delivery that: a) identify health inequities, b) actively seek new opportunities to address health inequities, and c) reduce existing health inequities.
- Participate in appropriate Toronto Central LHIN Indigenous and Francophone Cultural Competency Initiatives.
- Participate in French Language Service (FLS) planning:
 - For identified HSPs that provide services in French, develop a FLS plan and demonstrate yearly progress towards meeting designation criteria.
 - HSPs that are not identified for the provision of FLS, the expectation is to identify their French-speaking clients. This information is to be used by the HSP to help with the establishment of an environment where people's linguistic backgrounds are collected, linked with existing health services data and utilized in health services and health system planning to ensure services are culturally and linguistically sensitive.

Digital Health: Adopt Digital Health and Information Management initiatives that encompass both provincial and local level priorities as identified by Toronto Central LHIN. This specifically includes, where applicable:

- Adherence to operational privacy and security policies related to the use of regional and provincial health technologies (i.e. RM&R).
- Continued full implementation of Hospital Resource Manager, eNotification, and Connecting Ontario/GTA.
- Submission of data to Integrated Decision Support tool (IDS).

2017-2018 Schedule C3: LHIN Local Indicators and Obligations

Facility #: 613

Hospital Legal Name: West Park Healthcare Centre

Palliative Care: Implementation of regional palliative care quality improvement initiatives as endorsed by Toronto Central Palliative Care Network and the Toronto Central LHIN.

Ministry/LHIN Accountability Agreement Performance (MLAA):

Toronto Central LHIN is developing a system-wide plan to improve performance on its MLAA indicators including embedding performance targets in the Service Accountability Agreements. In addition, HSPs will contribute to the achievement of the Toronto Central LHIN MLAA Performance Indicators through the following specific initiative.

Hospitals will develop and submit a plan to meet select HSAA performance targets prioritized by Toronto Central LHIN Clinical Efficiency/Clinical Utilization Committee. These plans are to be submitted to the Toronto Central LHIN in 2017/18 (Reporting template will be circulated, and reports will be submitted by end of Q1).

Emergency Management: It is expected that HSPs review and maintain their Emergency Management and Business Continuity Plans. HSPs should:

- Maintain regulated standards.
- Participate in initiatives to increase emergency preparedness and response levels at your organization, within your sector and the system overall.