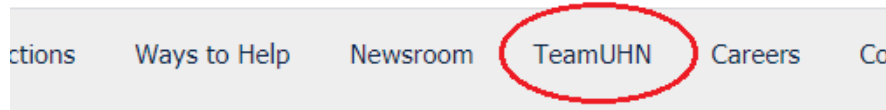


How to access the UHN Corporate and Research Intranet Sites Remotely: Employees with T-IDs and Research IDs

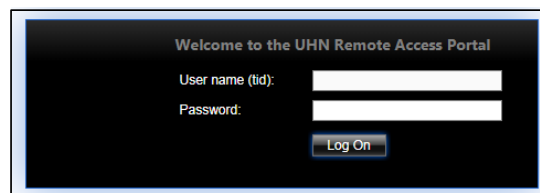
1. Go to UHN external website (<https://www.uhn.ca/>)
2. Select **TeamUHN** from the top right of the screen.



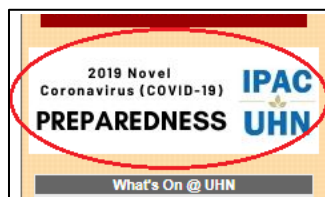
3. From the TeamUHN website, under the UHN Employee Access list, select the **Corporate Intranet** option.



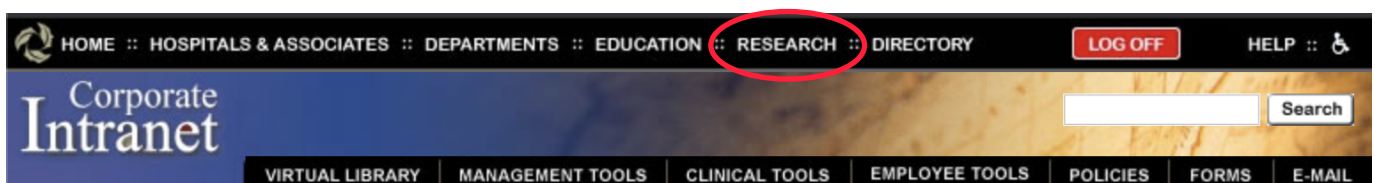
4. Log in to the **UHN Remote Access Portal** by entering your T-id number and password and select Log On. Research users should log in using their Research username prefaced by "uhnresearch\". For example, "uhnresearch\\username". Your Research username is the same as the one that you use to login to ESS, RFIS, CAPCR etc



5. Once entered, the Corporate Intranet should launch. You can access the **COVID19 Preparedness** Intranet site from the right side of the screen.



6. To access the Research Intranet click on "RESEARCH" on the top bar and a new tab will open in your browser. Commonly accessed tools are found under "Tools" on the Research Intranet



6. Once you are finished, please **LOG OFF** from the remote access by selecting the red **Log Off** button from the top right corner of the screen on the corporate internet.

