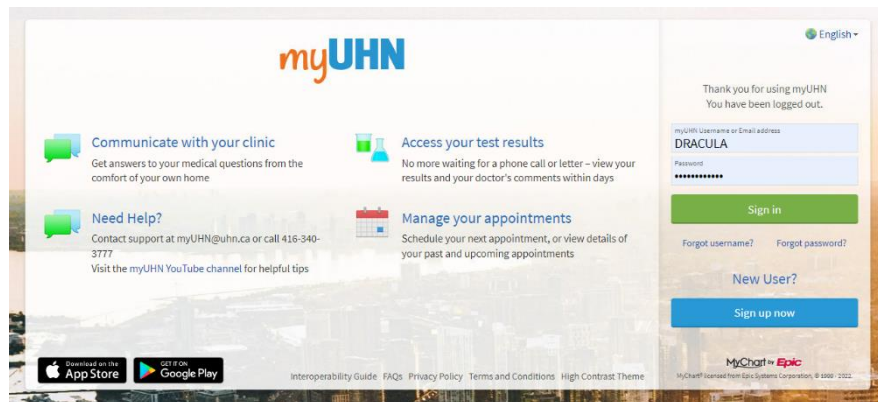


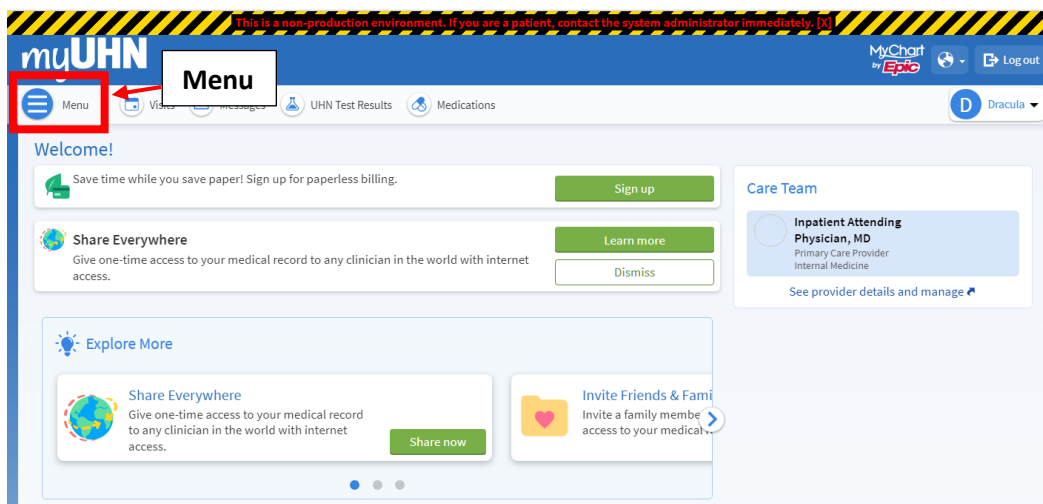
How to Find Education Materials through myUHN Patient Portal (Web Version)

In this guide, you will learn **how to find patient educational materials** assigned to you by your care provider through your myUHN Patient Portal account.

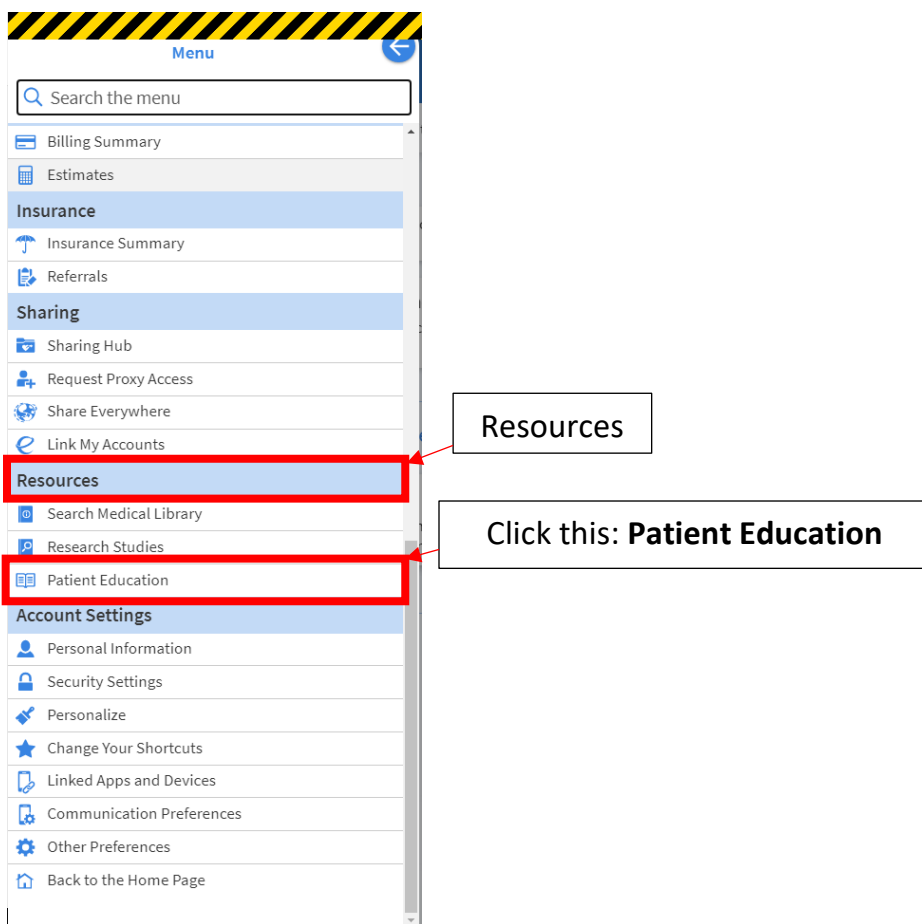
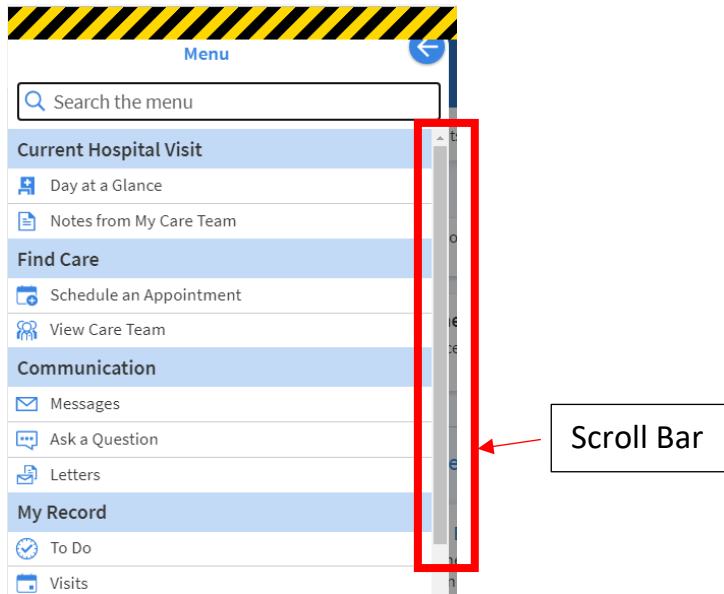
- 1) Log in to your myUHN Patient Portal account using your **username and password**.



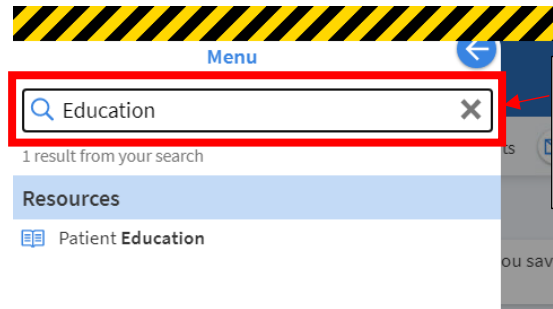
- 2) After logging in, you will see your home page. Click **Menu** to navigate to other sections.
- 3) To find educational material assigned to you, click **Menu** and use the scroll bar to find **Patient Education** in the Resources section. You will be taken to a new page.



Clicking **Menu** will open a panel with a list of categories and subcategories.



You can also use the **search bar** at the top of the Menu. Type **Education** into the search bar and click on the Patient Education result below.



- 4) On the **Patient Education** page, you can view the education materials assigned to you. You can open any material by clicking the **Open education** button below the education resource.

You can go back to the home page by clicking on the **Back to the home page** button at the bottom of the screen.

- 5) When you open an education resource, you will see the list of pages for this item. You can click on each page to see more information.

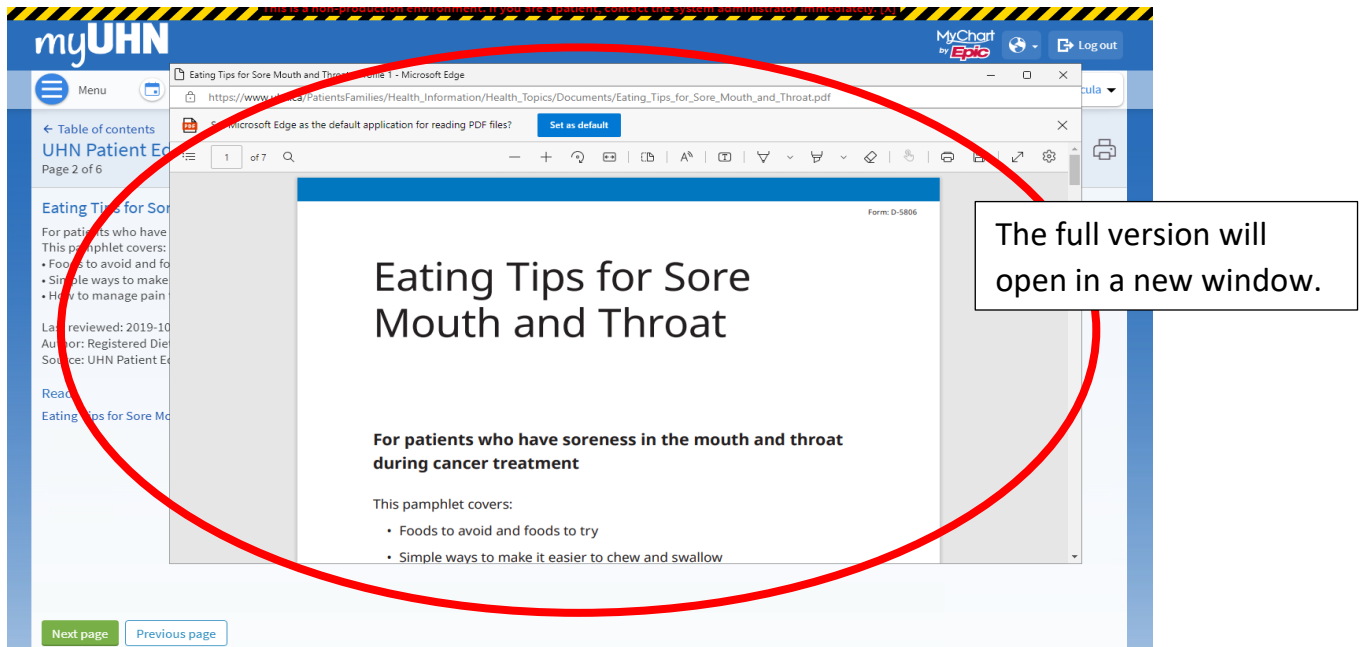
The screenshot shows the myUHN website interface. At the top, there is a navigation bar with a 'Back to the home page' link. Below this, a 'Menu' icon is visible. A callout box labeled 'Back to all education' points to a link in the top navigation area. Another callout box labeled 'List of pages for the education material.' points to a list of six pages under the heading 'Head & Neck Cancer: Mouth Care'. The pages listed are: 'Eating Tips for Sore Mouth and Throat (Traditional Chinese)', 'Eating Tips for Sore Mouth and Throat (English)', 'Cleaning Your Mouth During Your Stay in Hospital (English)', 'Taking Care of Your Mouth During Cancer Treatment (English)', 'Understand How Bisphosphonates or Similar Medicines Can Affect Your Dental Care (English)', and 'Why You Should Visit the Dental Oncology Team Before Your Head and Neck Cancer Treatment (English)'. A 'Back to the home page' button is located at the bottom right of the page list.

You can also return to the assigned education materials by clicking **Back to all education**.

- 6) After selecting a page, you will see an overview of the information. Click the **title** of the resource to view the full version.

The screenshot shows the myUHN website interface displaying the overview of a specific education resource. The top navigation bar includes 'Menu', 'Visits', 'Messages', 'UHN Test Results', and 'Medications'. Below the navigation bar, there is a 'Table of contents' link and the heading 'UHN Patient Education: Ear, Nose & Throat' with 'Page 2 of 6' below it. The main content area displays the title 'Eating Tips for Sore Mouth and Throat (English)' and a brief description: 'For patients who have soreness in the mouth and throat during cancer treatment. This pamphlet covers: • Foods to avoid and foods to try • Simple ways to make it easier to chew and swallow • How to manage pain that happens with chewing and swallowing'. Below the description, it states 'Last reviewed: 2019-10-22', 'Author: Registered Dietitians at Princess Margaret Cancer Centre', and 'Source: UHN Patient Education'. At the bottom, there is a 'Read' link and a callout box labeled 'Click on the title to view the full version.' pointing to the title 'Eating Tips for Sore Mouth and Throat (English)'.

This is how the full version will appear when you click on the title.



Who can I contact for help?

If you need help navigating myUHN Patient Portal or have any questions, please contact the myUHN Support Team.

Phone: 416 340 3777

Email: myUHN@uhn.ca

Hours: Monday – Friday, 9:00 am to 5:00 pm